

B15

46-CFR

SPECIFICATIONS

Frame	16GA. Cold-rolled steel
Door	18GA. 1 3/4-in thick
Paint	Prime painted
Hinges	Stainless Steel Sealed Ball-bearings
Insulation	Marine Mineral Wool
Lock	Cylindrical Lock

OPTIONS

Door Types	F; L; N; V; VL; NKOL; VKO
Frame	14GA.
Paint	Baked Enamel
Stainless Steel	Type 316L ASTM A240 / A240M
Galvanized Steel	ASTM A653/A653M-A60
Vision Panel	Keralite FR-L Fire-Rated Glazing
Hinge	Stainless Steel Continuous Pin and Barrel w/SS Bearings
Lock	Mortised Lock Stainless Steel Panic Device
Customizations	Size, Hardware, Features, and Weather-tight Applications
Louver	Stainless Steel 300 sq. CM Free Air



CERTIFICATIONS

DeanSteel certifies the doors are manufactured in accordance with:

46 CFR 72.05-25
46 CFR 116.435
NVIC 9-97, CH-1

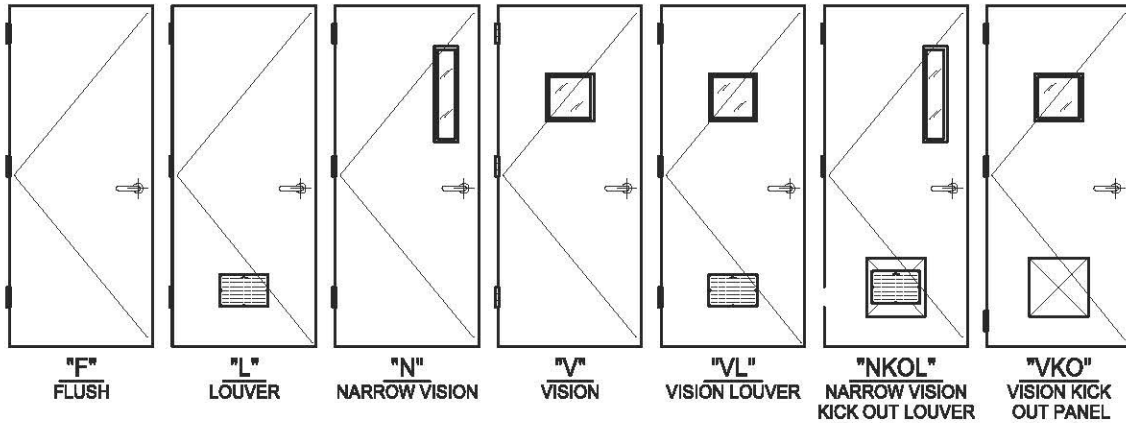
DeanSteel Manufacturing Company
931 S. Flores Street
San Antonio, TX 78204

P 800.825.8271
F 210.226.0913
www.DeanSteel.com

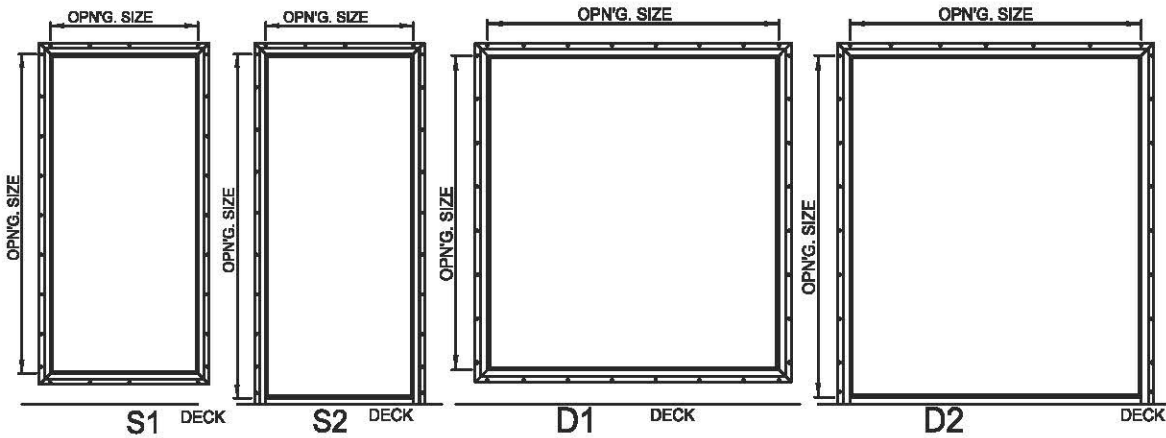


MADE IN AMERICA
AND VETERAN OWNED

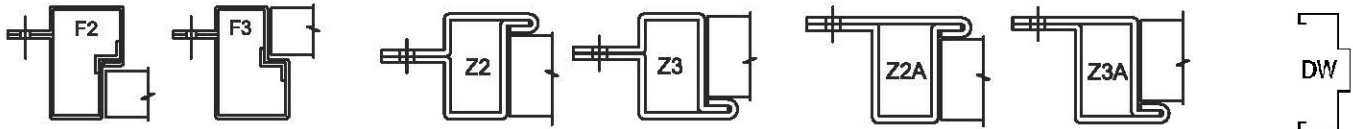
Door Types



Frame Elevations



Frame Types



FLANGE MOUNTED FRAMES

K.D. Drywall Frame

SINGLE DOORS				PAIR of DOORS			
INSIDE F2 or Z2 IN SWING ONLY		INSIDE		INSIDE F2 or Z2 IN SWING ONLY		INSIDE	
RIGHT HAND	RH	LEFT HAND	LH	RIGHT HAND ACTIVE LH ASTRAGAL	RH ACT	LEFT HAND ACTIVE RH ASTRAGAL	LH ACT
INSIDE F3 or Z3 OUT SWING ONLY		INSIDE		INSIDE F3 or Z3 OUT SWING ONLY		INSIDE	
RIGHT HAND REVERSE	RHR	LEFT HAND REVERSE	LHR	RIGHT HAND REVERSE ACTIVE RH ASTRAGAL	RHR ACT	LEFT HAND REVERSE ACTIVE LH ASTRAGAL	LHR ACT

NOTE:
ALWAYS USE THE KEY SIDE
OF THE DOOR FOR REFERENCE